


ILLUSTRATED
LIST OF PARTS
FOR
CLASS 331K MACHINES
(Nos. 331K1 to 331K6)




** A Trademark of THE SINGER MANUFACTURING COMPANY


86005



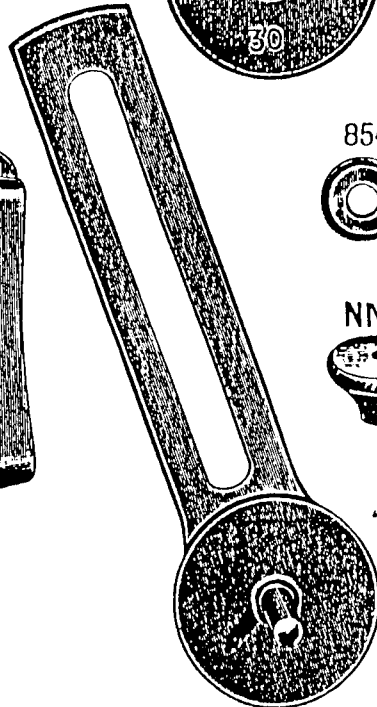
86008



86010



85447

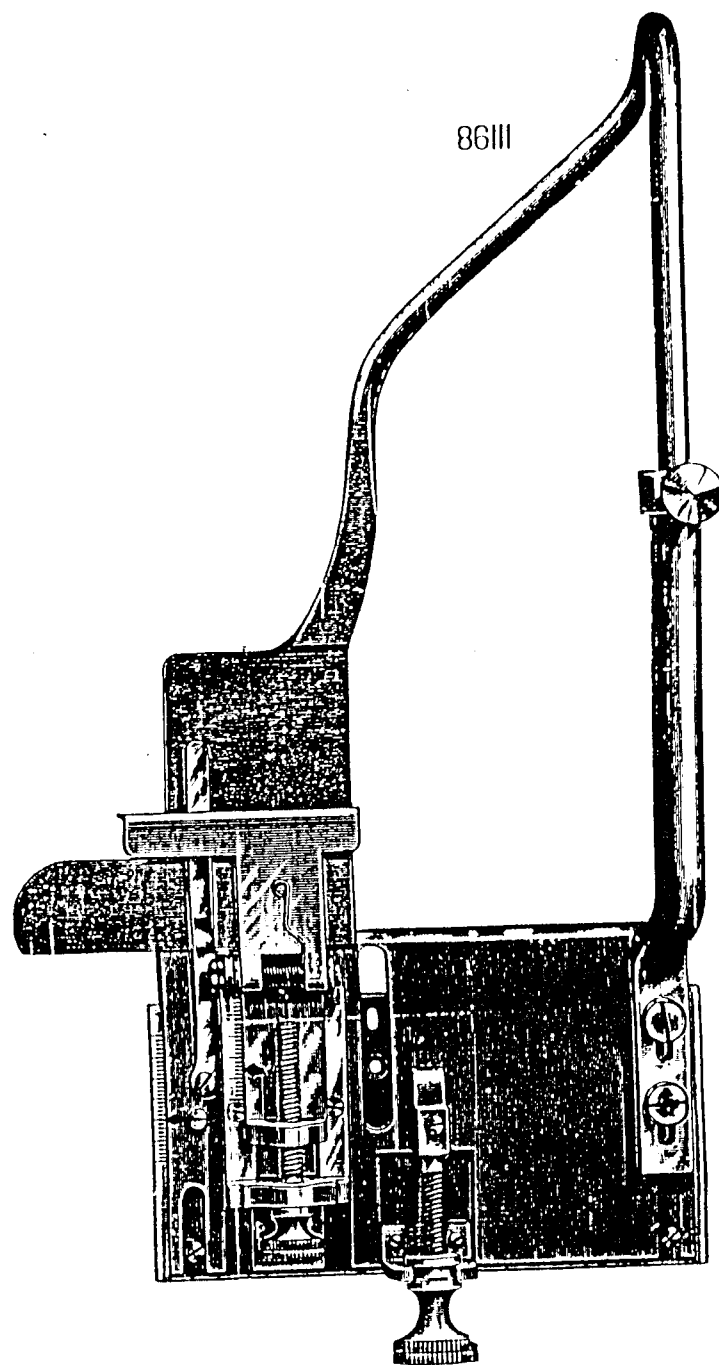
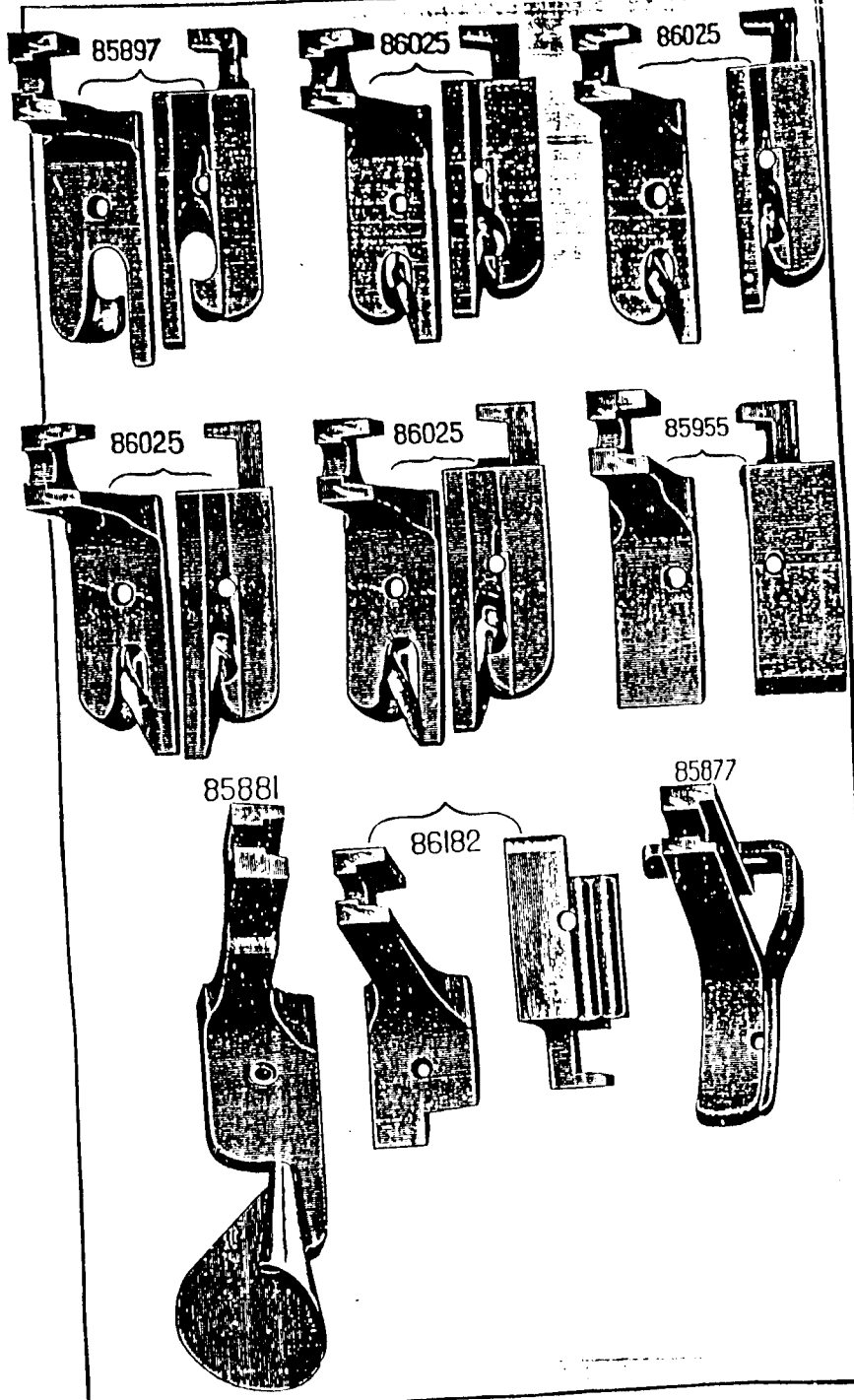


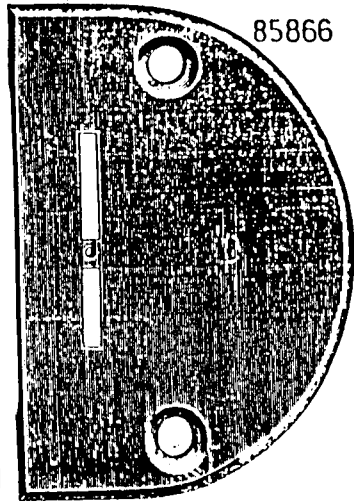
85448




NN40



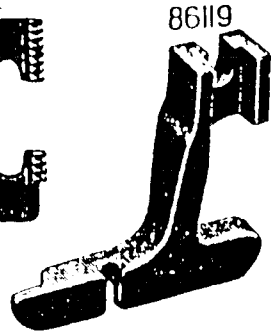




85866

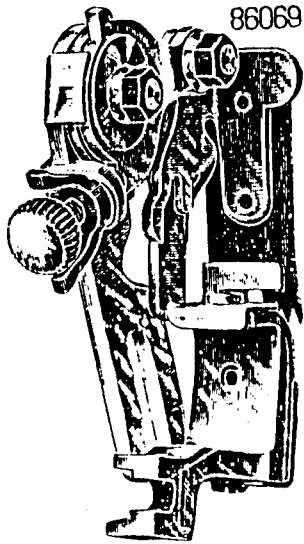


85864




86119

86120



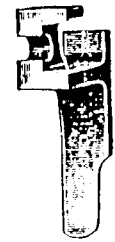
86069



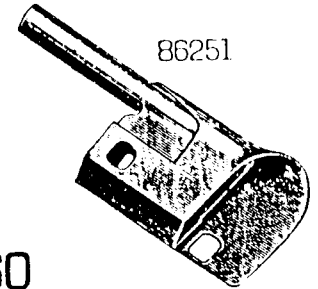
86259



86253



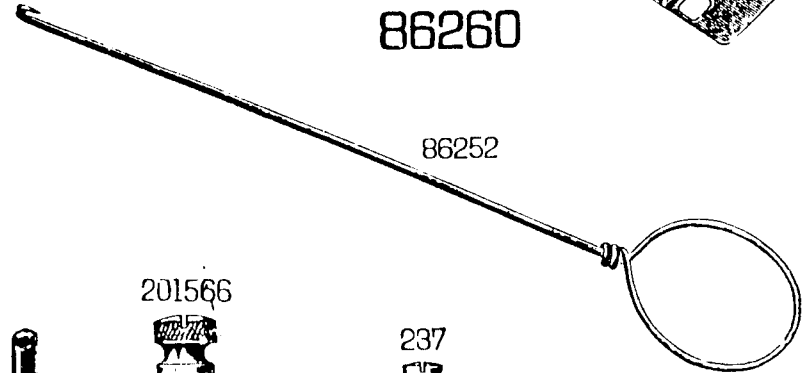
86254



86251

SS338

86260



86252

201566



237



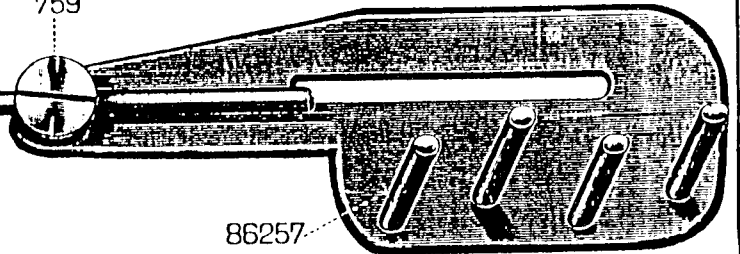
86255



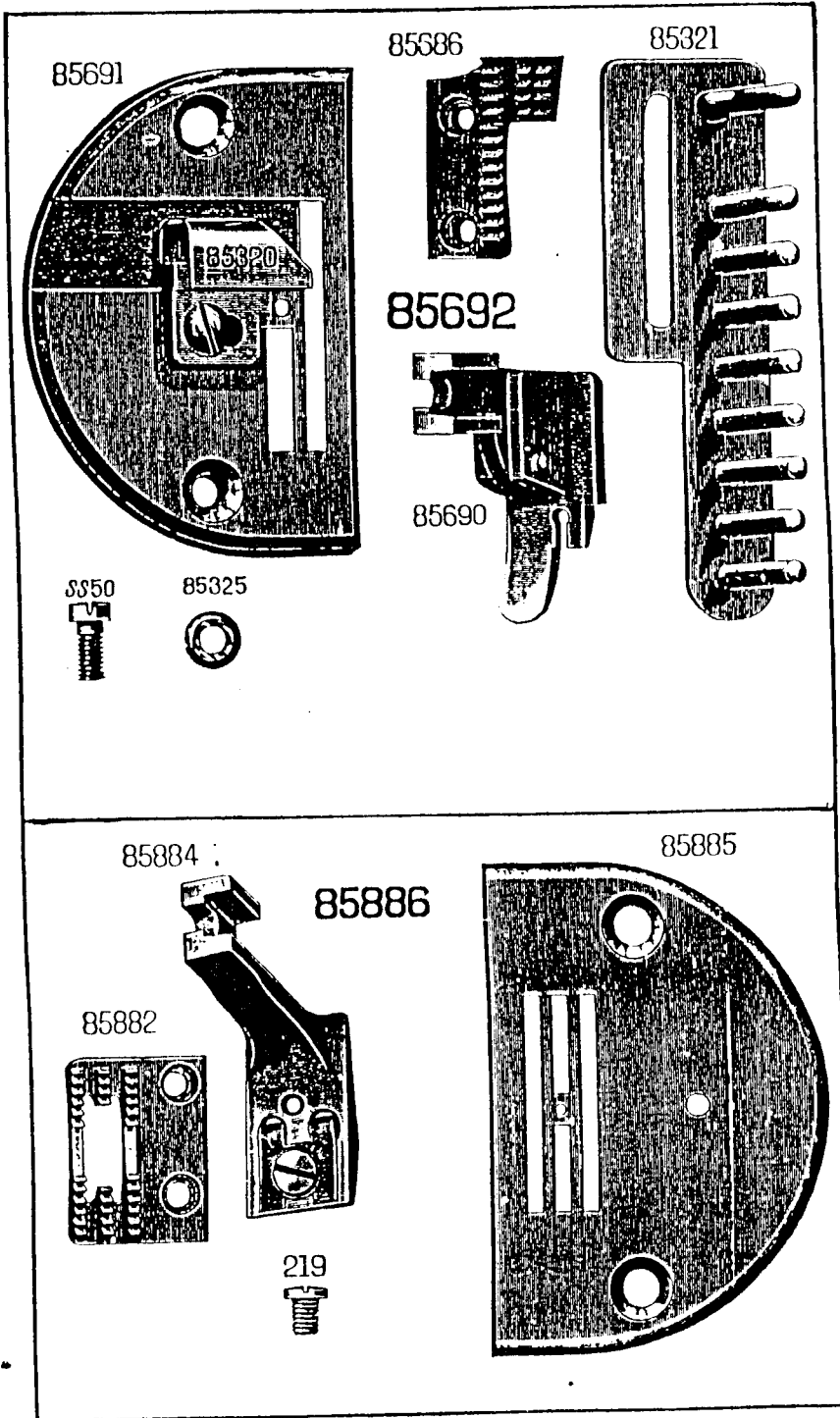
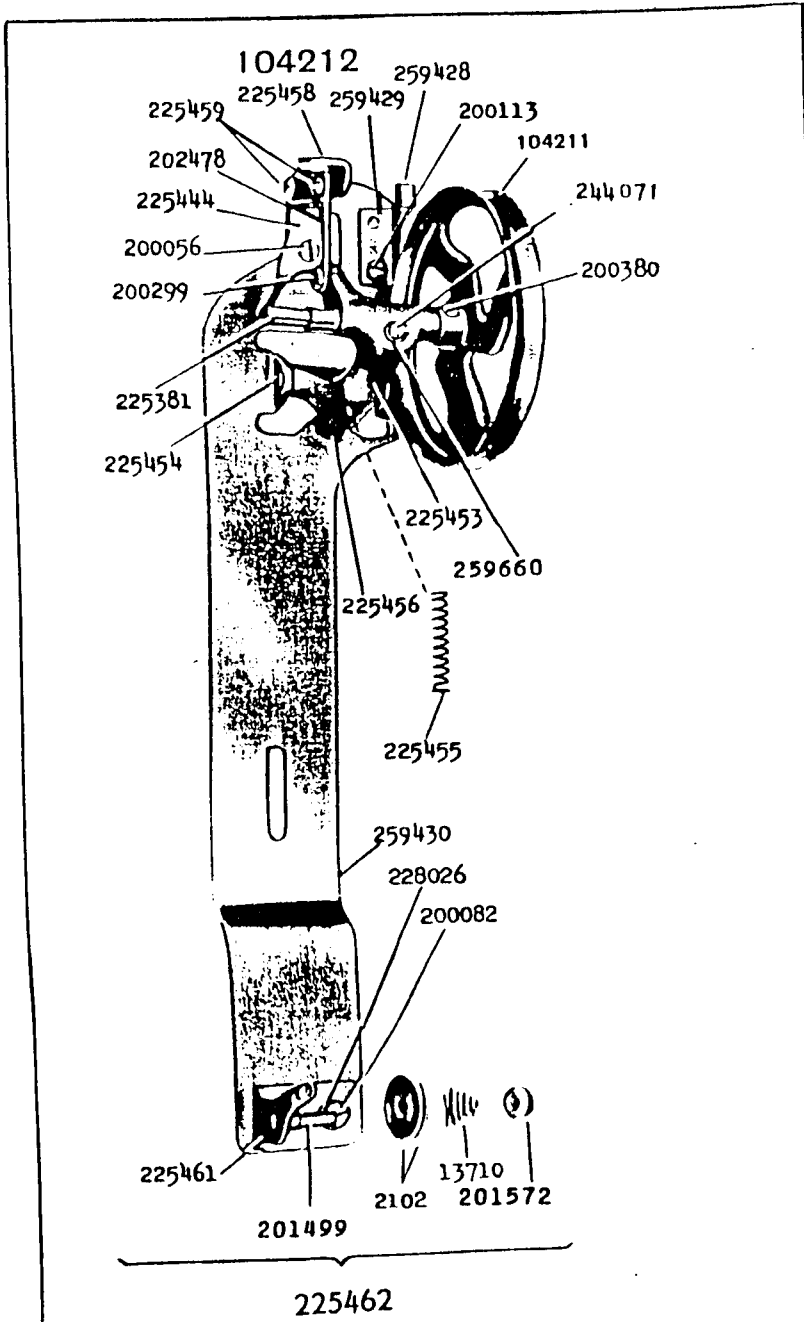
86258

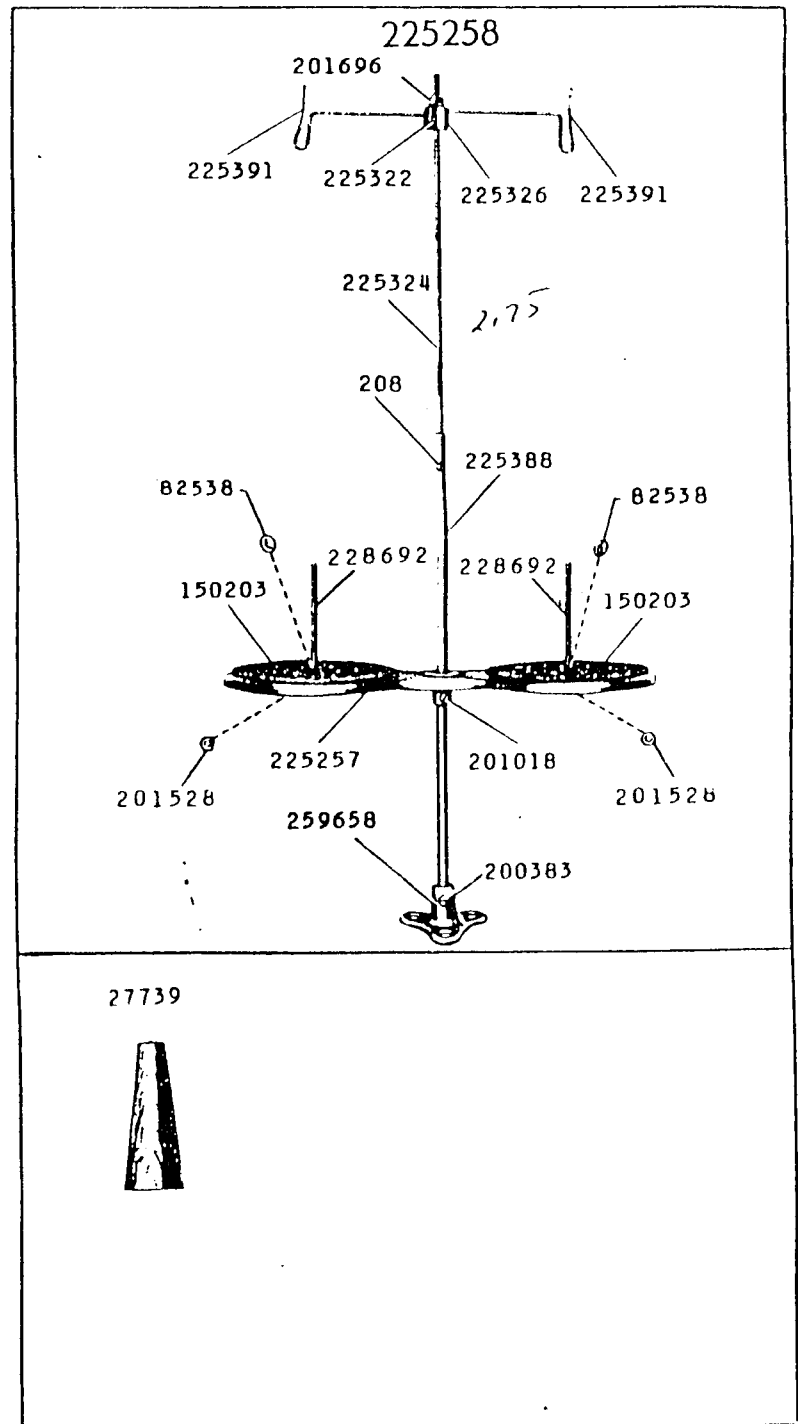
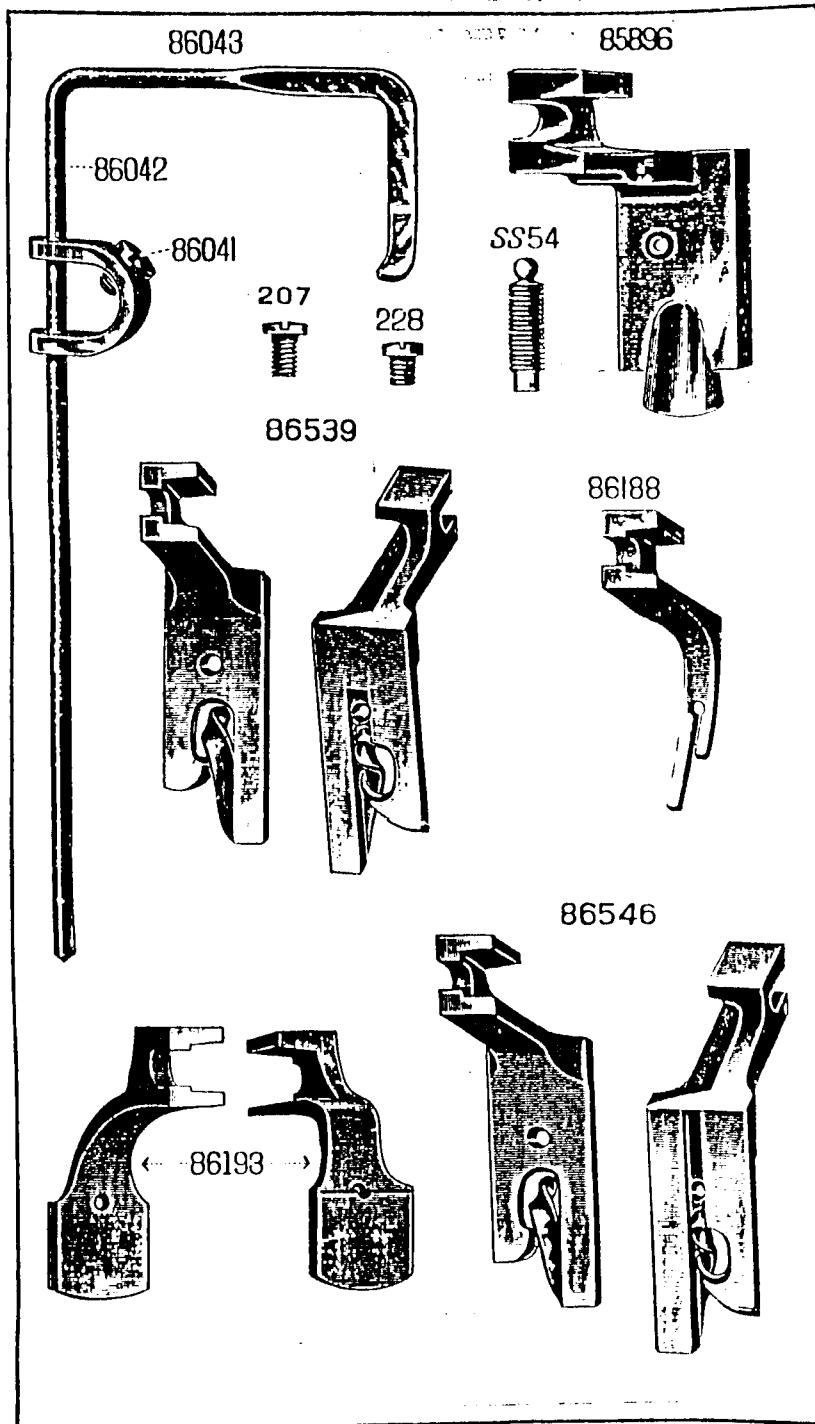
86256

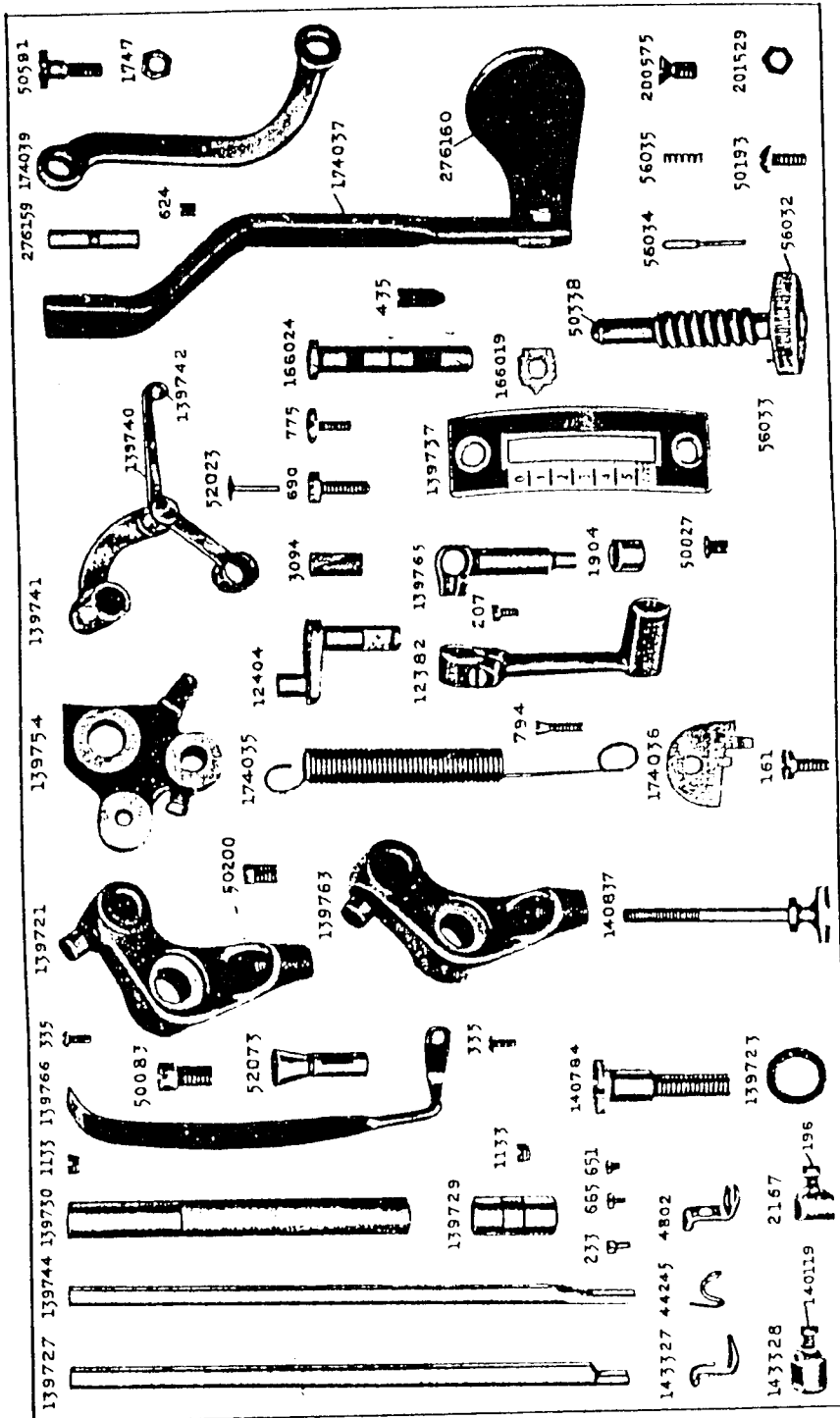
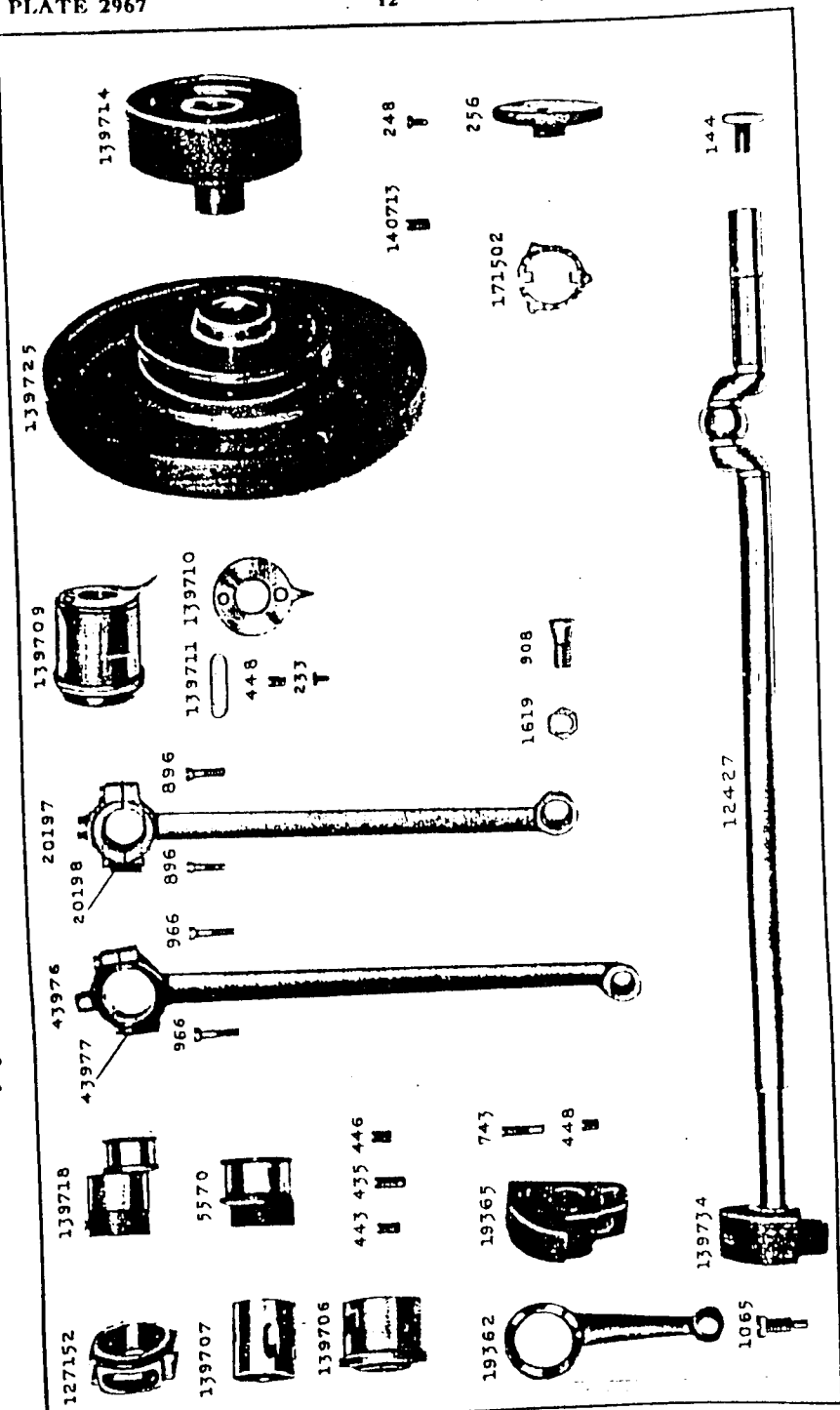
759



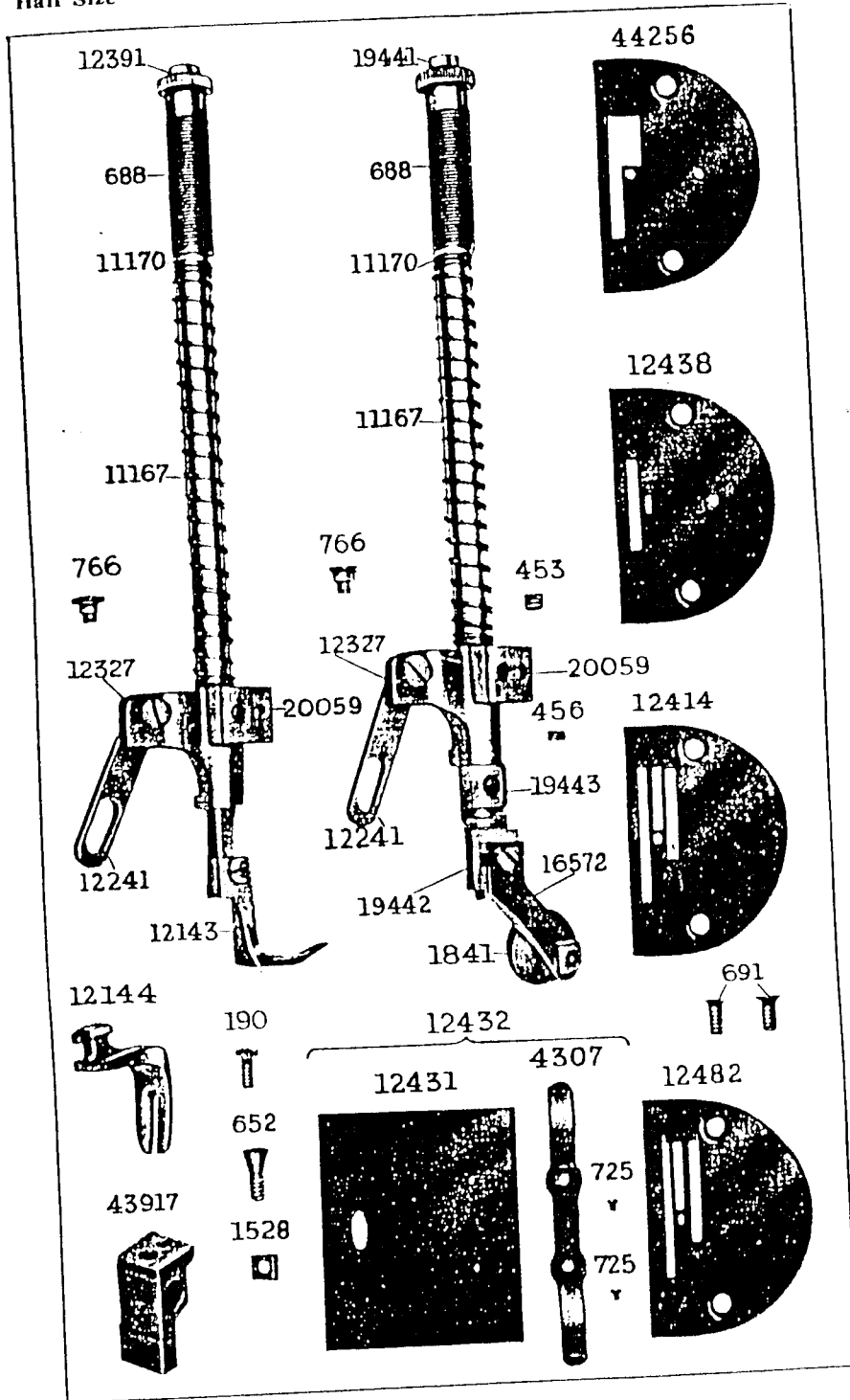
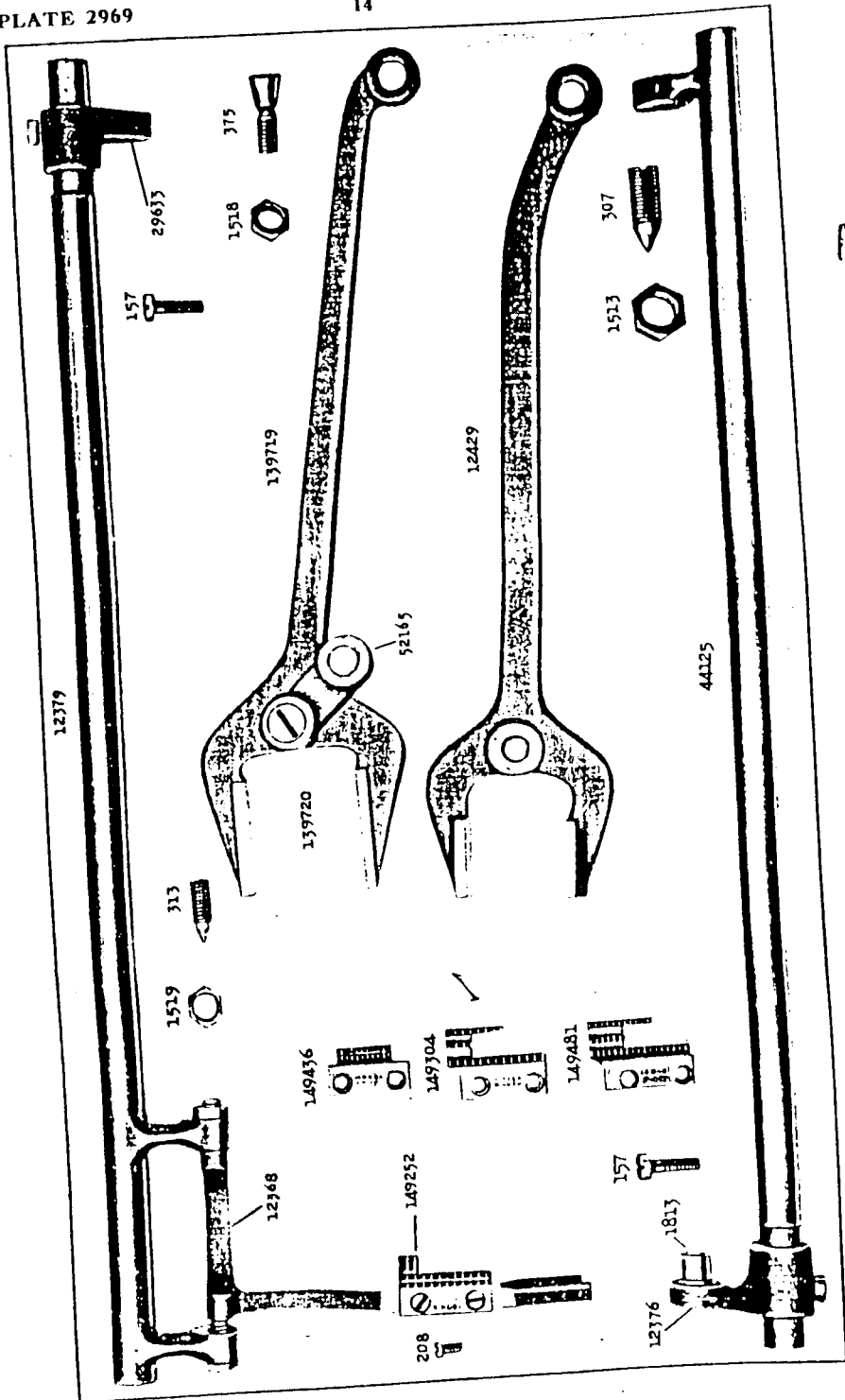
86257

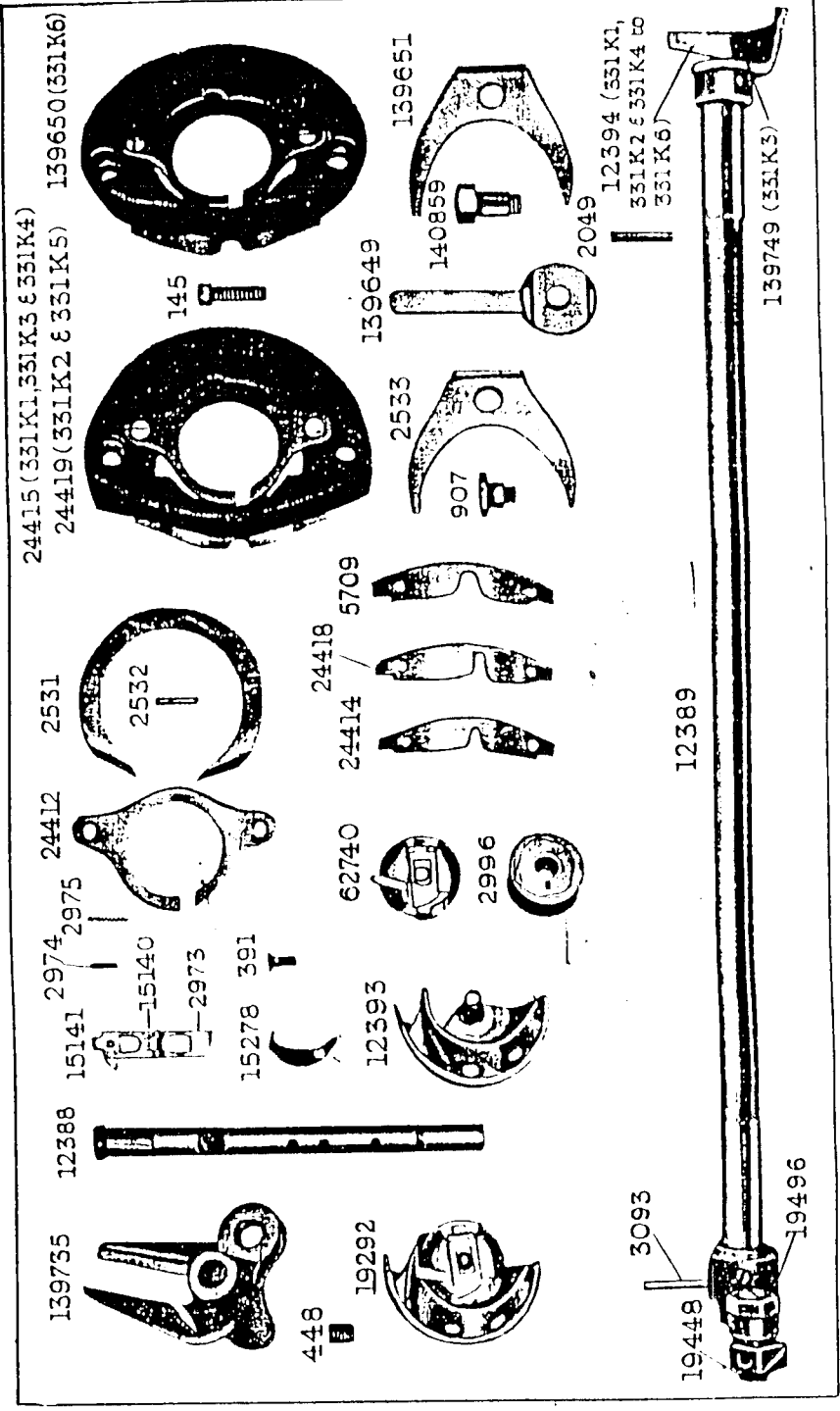
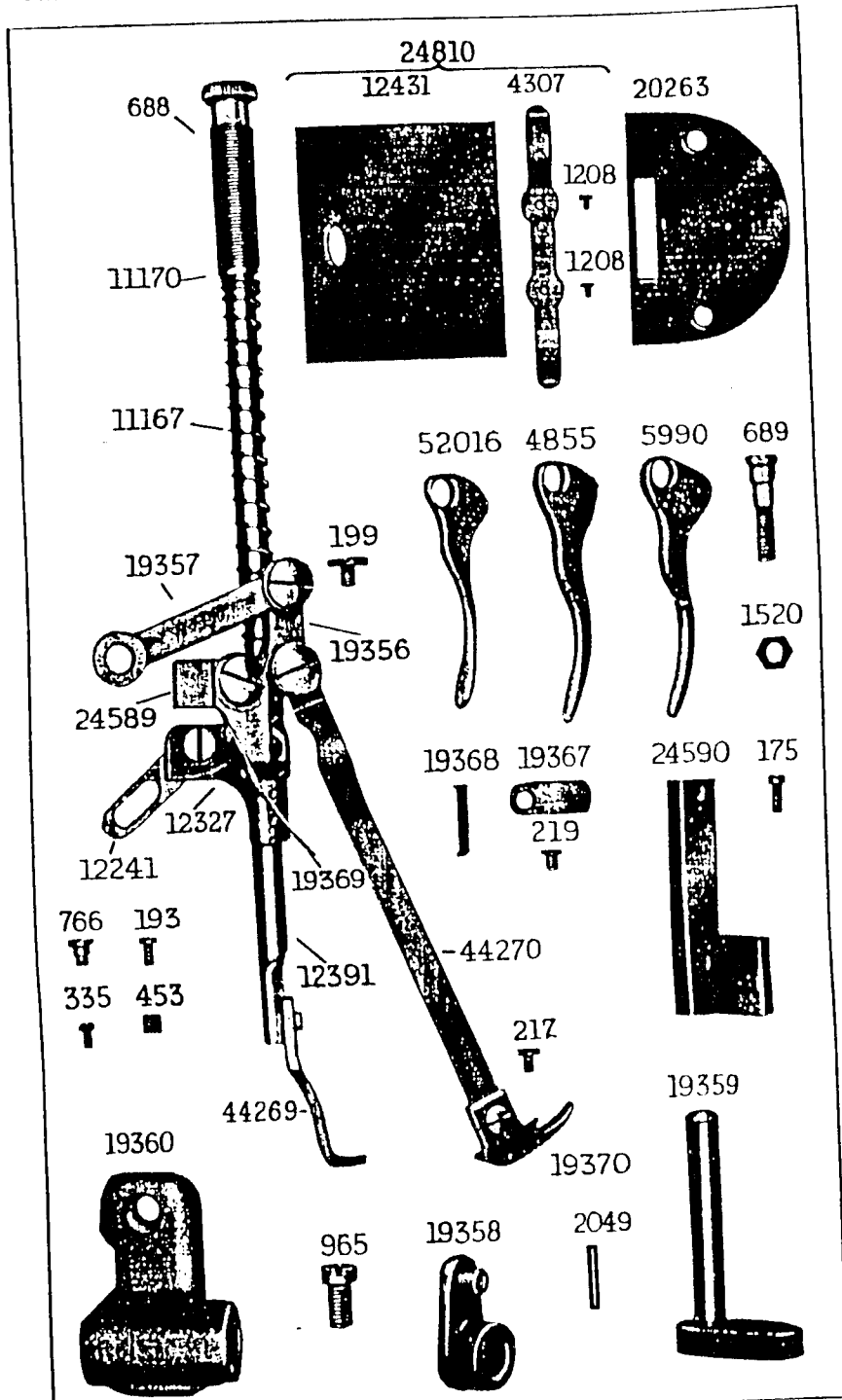


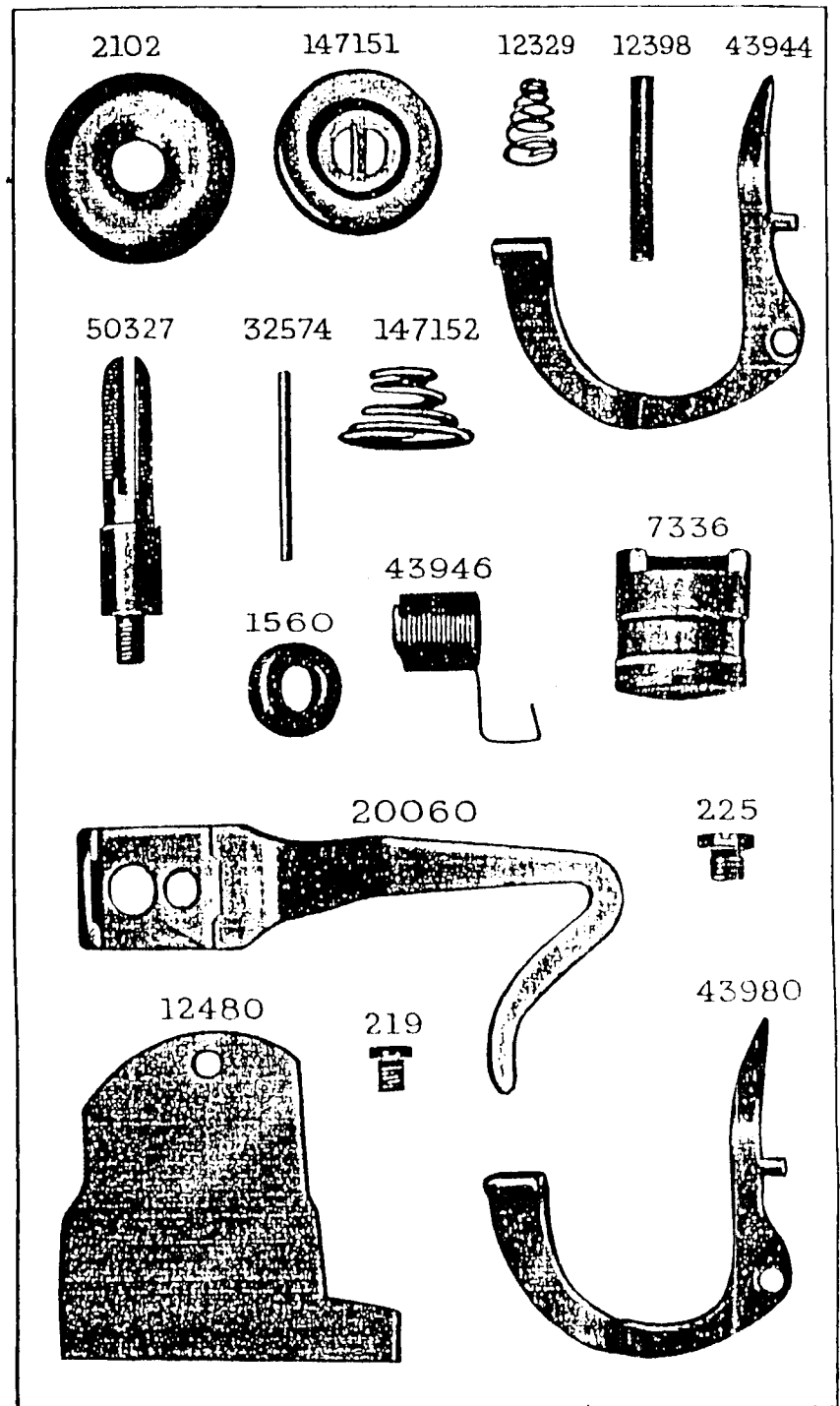
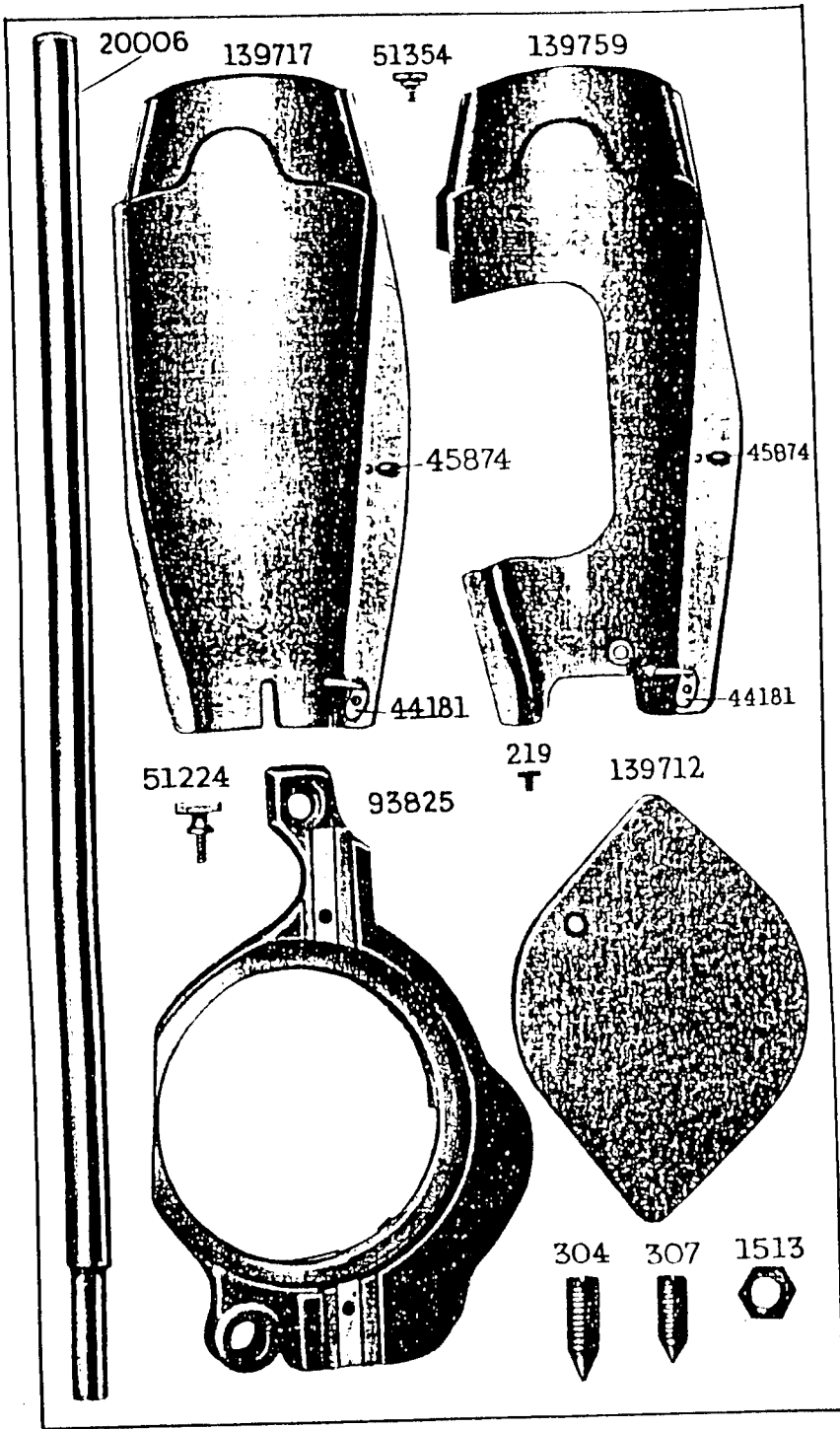




250 / 26P18







93823



93390



93391



SS340



243



SS339



44102



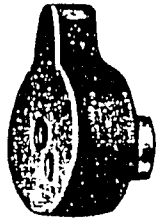
61




1655



93826



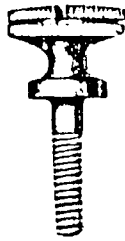
93827



2265



SS79



SS353



999



453



2254



2256



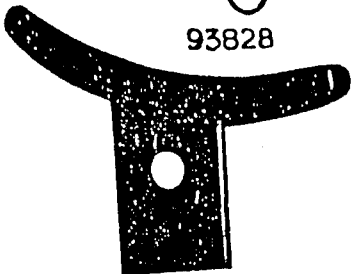
240




183



93828



3114



151



2255



139702



139704



12454



24131



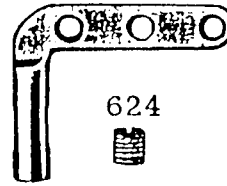
99627



52184




52454



624



8879



52239



52045




132590



8582



854



748



226



457



1266



591



592



662



1053

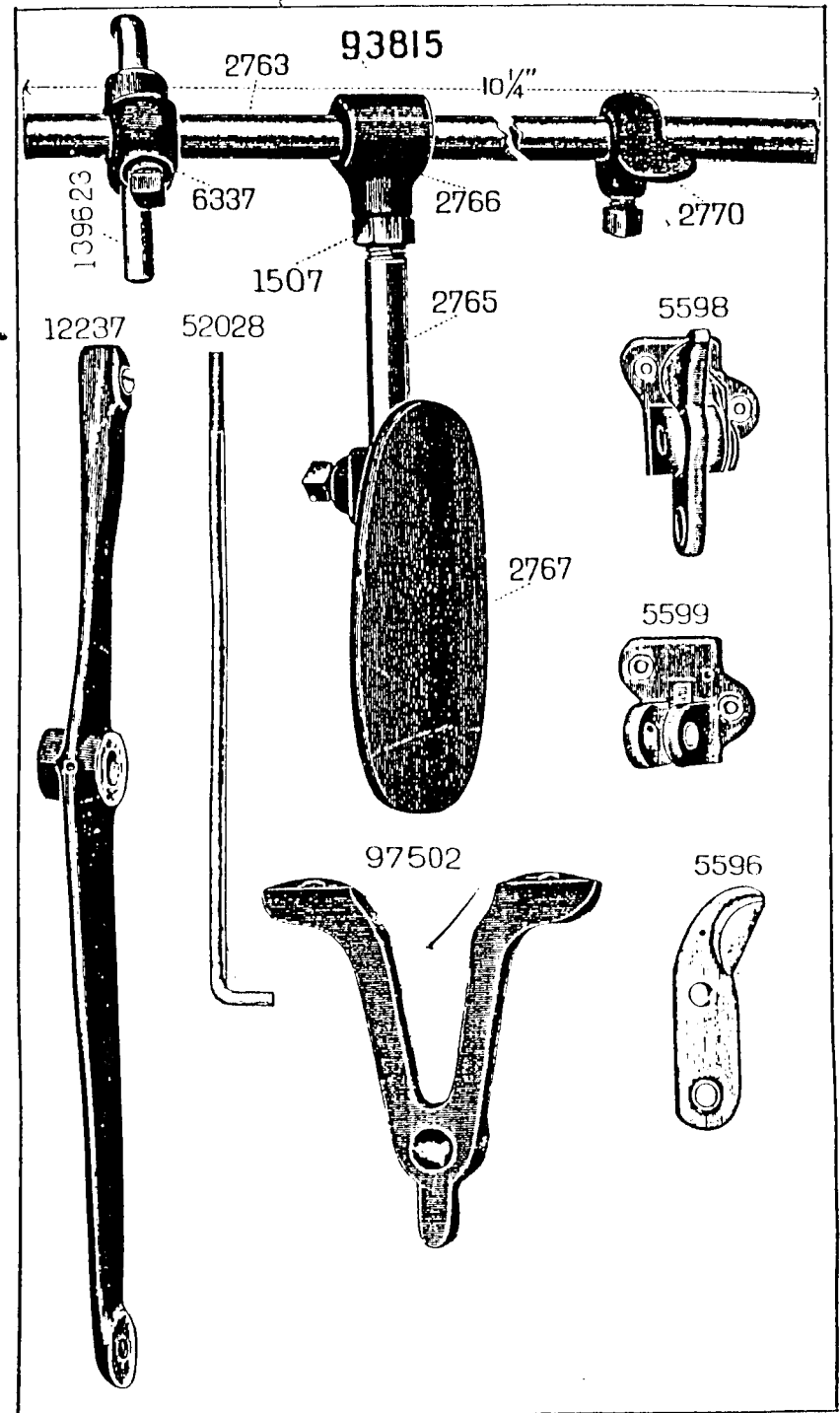



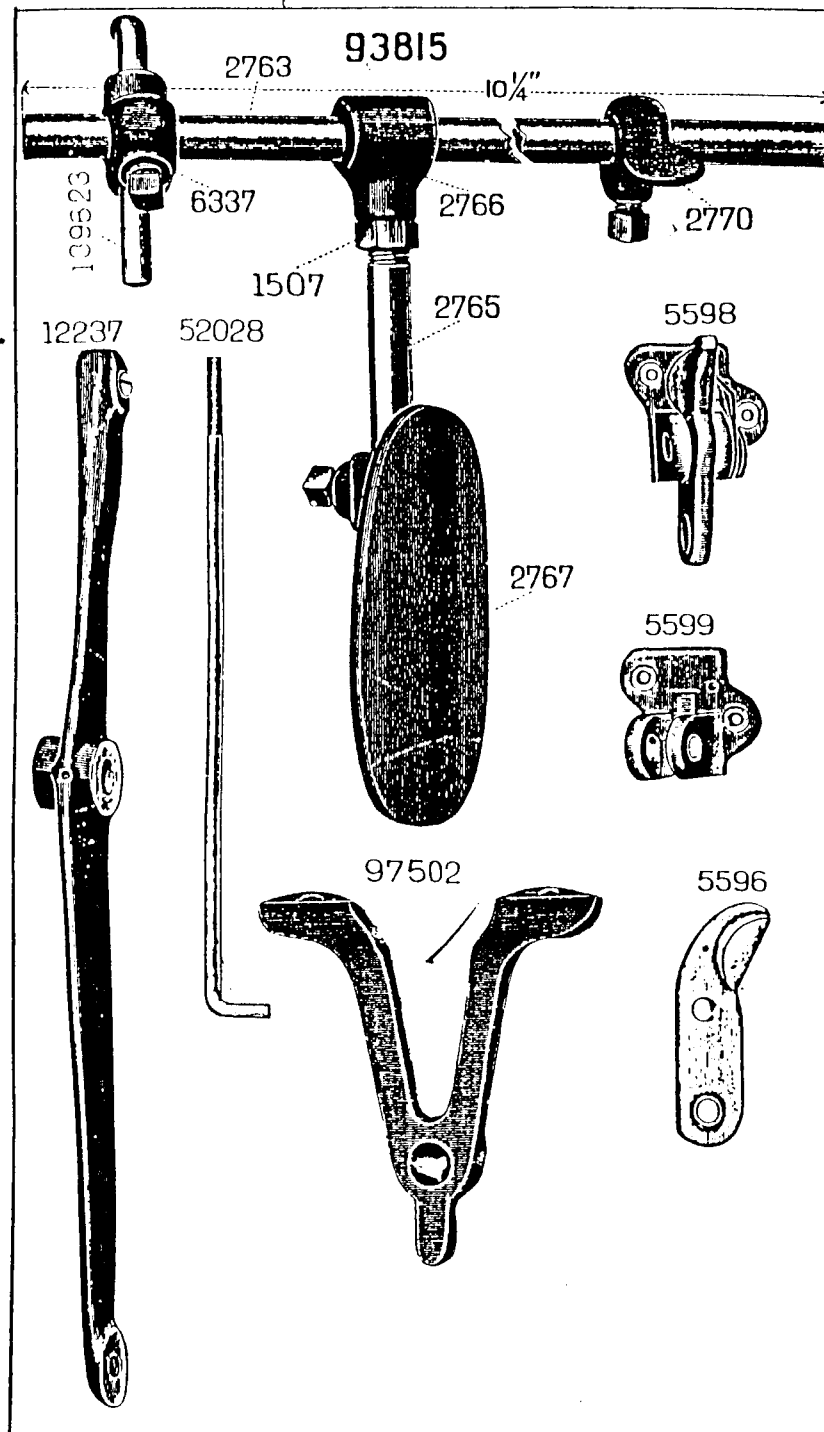
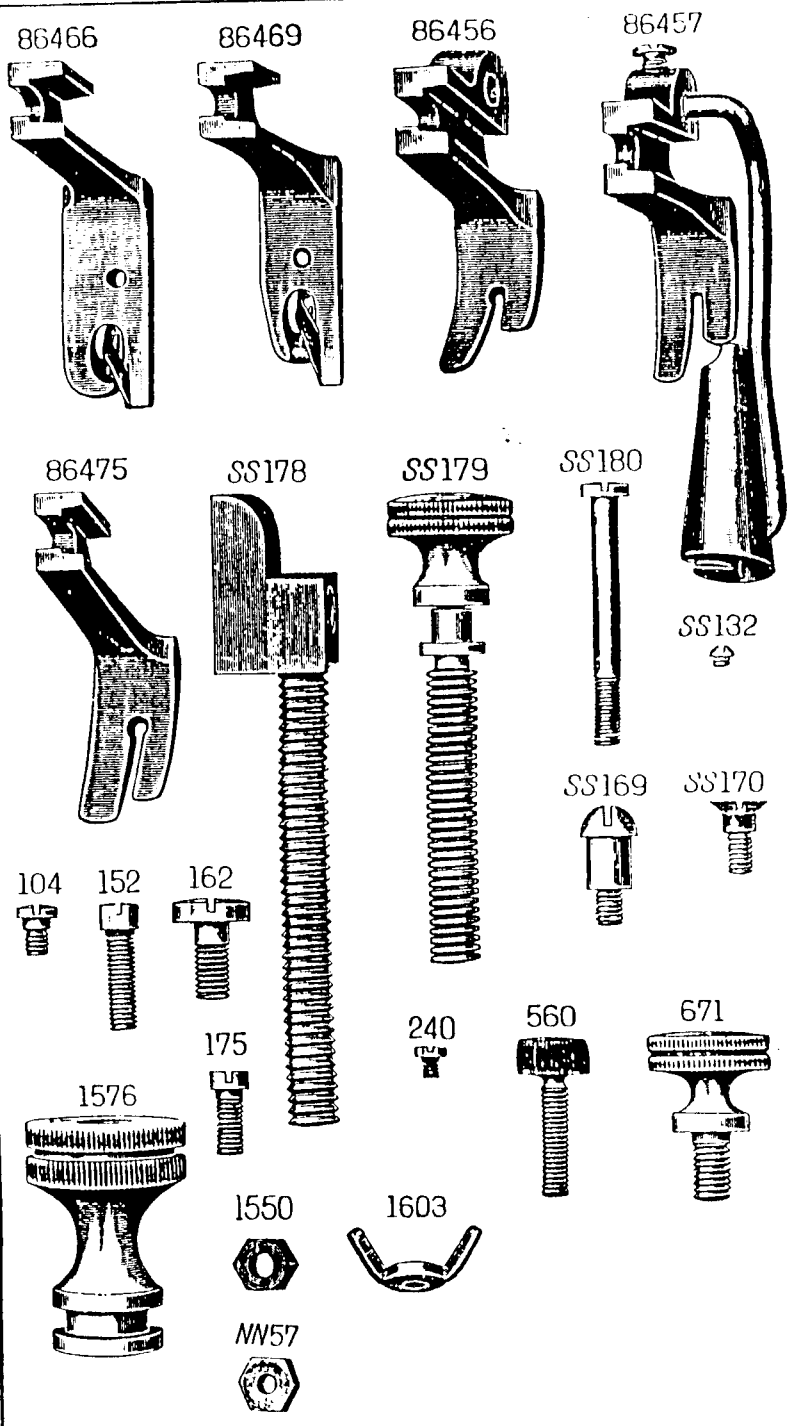
12424



1518







20340

12415

139623

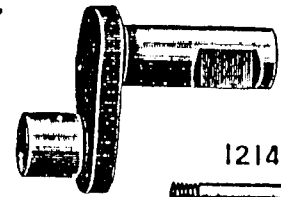



12240

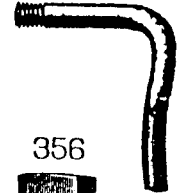
19372

5735

43947



12149



5601



12416




802



356



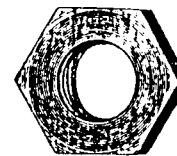
76



178

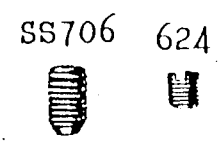
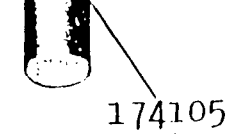
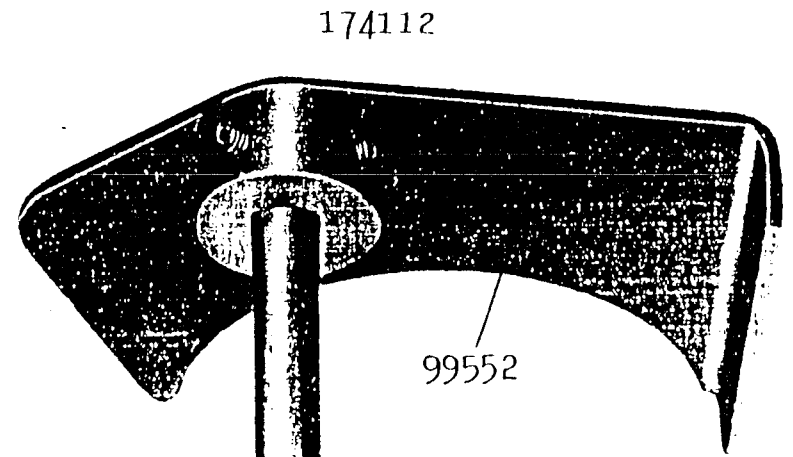
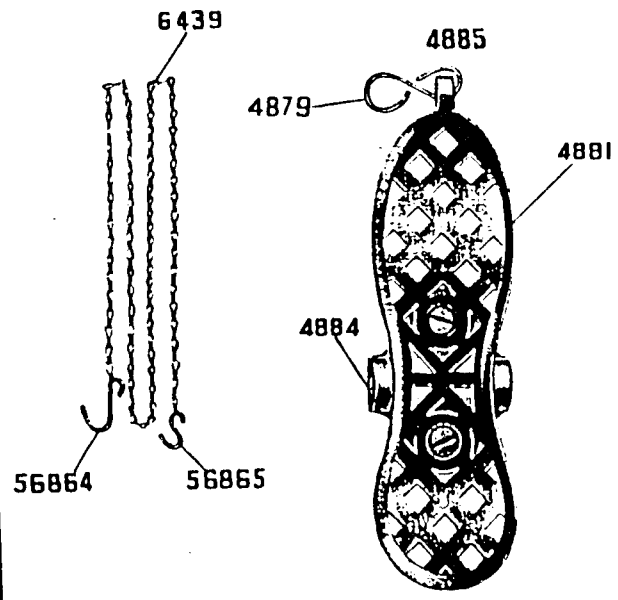
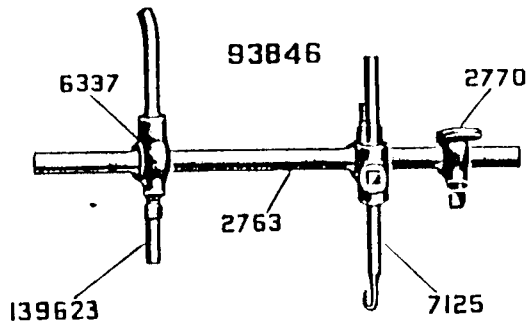


1507



1521





No. 331K4 MACHINE PARTS

No.	Plate	
624(830)	2084	Belt Guard Set Screw
256(818)	2967	Clamp Stop Motion Clamp Screw
248(801)	2967	" " " " Stop Screw
171502	2967	" " " " Washer
139714	2967	" " " Flanged Bushing with two 140713(830)
140713(830)	2967	" " " " " Set Screw
139715	—	Clamp Stop Motion, complete, Nos. 248(801), 256(809), 139714 and 171502
20197	2967	Crank Connecting Rod with 20198, 125044 and two 896(830)
*20198	2967	" " " Cap
896(830)	2967	" " " " Screw
908(803)	2967	" " " Hinge Screw
1619(805)	2067	" " " " " Nut
125044	—	" " " Oil Pad (felt)
130716	—	Face Plate
44181	2973	" " Thread Guard (lower)
12150	—	" " " " (") 44181 with 12152
12152	—	" " " " (") Rivet
45874	2973	" " " " (upper)
139615	—	" " " " (") 45874 with 125424
125424	—	" " " " (") Rivet
139717	2973	Face Plate, complete, Nos. 12150, 139615 and 139716
51354(803)	2973	" " Screw
51224(818)	2973	" " Thumb Screw
12368	2969	Feed Bar
313(803)	2969	" " Screw Centre
56813	—	" " " " 313(803) with 1519(805) (2)
1510(803)	2969	" " " " Nut
139718	2967	Feed and Feed Lifting Eccentric with 446(830)
446(830)	2967	" " " " " Set Screw
127152	2967	" " " " " Sleeve
52165	2969	Feed Connecting Link
375(803)	2969	" " " Hinge Screw
1518(805)	2969	" " " " " Nut
52073	2968	" " " " Stud
50200(803)	2968	" " " " " Set Screw
149304	2969	Feed Dog, 13 teeth (12 teeth to the inch)
208(830)	2969	" " Screw (2)

No. 331K4 MACHINE PARTS

No.	Plate	
139719	2969	Feed Forked Connection
375(803)	2969	" " " Hinge Screw
1518(809)	2969	" " " " " Nut
139720	2969	Feed Forked Connection, complete, Nos. 375(803), 1518(809), 52165 and 139719
44125	2969	Feed Lifting Rock Shaft
12376	2969	" " " " Crank with 157(813) and 1813
157(813)	2969	" " " " " Clamping Screw
44126	—	Feed Lifting Rock Shaft, complete, Nos. 12376 and 44125
43976	2967	Feed Lifting Rock Shaft Crank Connecting Rod with 43977, 125044 and two 966(805)
*43977	2967	" " Rock Shaft Crank Connecting Rod Cap
966(805)	2967	" " " " " " " " " Screw
375(803)	2969	" " " " " " " " " Hinge Screw
1518(809)	2969	" " " " " " " " " Rod
125044	—	" " " " " " " " " Hinge Screw Nut
1904	2968	" " " " " " " " " Crank Connecting Rod
1813	2969	" " " " " " " " " Oil Pad (felt)
125060	—	" " " " " " " " " Roller (roller only)
307(803)	2969	" " " " " " " " " and Stud, Nos. 1904 and 125060
56814	—	" " " " " " " " " Stud
1513(809)	2969	" " " " " " " " " Screw Centre
50338(803)	2968	" " " " " " " " " 307(803) with 1513(809) (2)
50032	2968	" " " " " " " " " Nut
50193(809)	2968	" " " " " " " " " Regulating Stud
56033	2968	" " " " " " " " " Head with 56033
56034	2968	" " " " " " " " " Cap Screw
56035	2968	" " " " " " " " " Stop Pin
139754	2968	" " " " " " " " " Lock Pin
139755	—	" " " " " " " " " Spring
140784(803)	2968	" " " " " " " " " Regulator with 50200(803)
174035	2968	" " " " " " " " " 139754 with 52073
174036	2968	" " " " " " " " " Hinge Screw
161(805)	2968	" " " " " " " " " Spring
174037	2968	" " " " " " " " " Bracket (hook)
174038	—	" " " " " " " " " Screw
174039	2968	" " " " " " " " " Reversing Lever
50591(803)	2968	" " " " " " " " " 174037 with 624(830)
1747(809)	2968	" " " " " " " " " Connection
		" " " " " " " " " Screw (lower)
		" " " " " " " " " (") Nut

No. 331K4 MACHINE PARTS

No.	Plate	
50591(803)	2968	Feed Reversing Lever Connection Screw (upper) ...
276160	2908	" " " Handle ...
200575(819)	2968	" " " " Screw ...
201529(819)	2968	" " " " " Nut ...
276159	2908	" " " Hinge Pin ...
624(830)	2968	" " " " " Set Screw ...
12379	2969	Feed Rock Shaft ...
29633	2969	" " " Crank with 157(813) ...
157(813)	2969	" " " " Clamping Screw ...
307(803)	2969	" " " Screw Centre ...
56814	—	" " " " " 307(803) with 1513(809)(2) ...
1513(809)	2969	" " " " " Nut ...
20333	—	Feed Rock Shaft, complete, Nos. 12379 and 29633 ...
12237	2980	Lifting Lever with 448(830) ...
12415	2981	" " Connecting Rod ...
12416(813)	2982	" " " " Joint ...
76(819)	2982	" " " " Hinge Screw ...
1521(805)	2982	" " " " Lock Nut ...
802(819)	2982	" " Hinge Screw ...
12241	2970	" " Link ...
706(804)	2970	" " Hinge Screw ...
12240	2982	" " Pin ...
448(830)	2967	" " Set Screw ...
139724	—	Machine Pulley (Disc) 'V' belt groove, (diam. of belt groove 2.9") with two 140713(830) for Latin America, Oriental and United States ...
139725	2967	Machine Pulley (Disc, Heavy Rim) 'V' belt groove (diam. of belt groove 2.9") with two 140713(830) ...
139726	—	Machine Pulley (Disc, Heavy Rim) Round Belt (diam. of belt groove 3") for use with 139715 ...
140713(830)	2967	Machine Pulley Set Screw ...
<i>NOTE.—No. 139725 is sent with this machine, unless otherwise specified on order.</i>		
16 x 87	—	Needle (Catalogue No. 2055) size 16 ...
139727	2908	Needle Bar (hollow) ...
139728	—	" " 139727 with 665(809), 143327 and 143328 ...
139729	2968	" " Bushing (lower) ...
1133(830)	2968	" " " (") Set Screw ...
139730	2968	" " " (upper) ...
1133(830)	2968	" " " (") Set Screw ...
12382	2968	" " Connecting Link with 794(805) ...
139731	—	" " " " 12382 with 139733 ...
794(805)	2968	" " " " Adjusting Screw ...
139765	2968	" " " Stud with 207(805) ...
139733	—	" " " " 139765 with 1904 ...
207(805)	2968	" " " Clamping Screw ...
1904	2968	" " " Roller (roller only) ...

No. 331K4 MACHINE PARTS

No.	Plate	
139734	2967	Needle Bar Crank with 1065(830) ...
1065(830)	2967	" " " Position Screw ...
143327	2968	" " Thread Guard ...
665(809)	2968	" " " " Screw ...
143328	2968	Needle Clamp with 140119(830) ...
140119(830)	2968	" " Screw ...
139735	2972	Oscillating Rock Shaft ...
12388	2972	" " " Hinge Pin ...
448(830)	2972	" " " " " Set Screw ...
4784	—	" " " Oil Pad ...
139736	—	Oscillating Rock Shaft, complete, Nos. 4784, 12388 and 139735 ...
12389	2972	Oscillating Shaft ...
44013	—	" " 12389 with 2049, 12394 and 19447 ...
19496	2972	" " Crank ...
3093	2972	" " " Pin ...
457(830)	2976	" " " Set Screw ...
19448	2972	" " " Slide Block ...
226(804)	2976	" " " " " Cap Screw ...
12424	2976	" " " " " Washer ...
988(803)	—	" " " " " Screw Stud ...
1518(809)	2976	" " " " " " Nut ...
19449	—	" " " " " complete, Nos. 226(804), 988(803), 12424 and 19448 ...
*19447	—	Oscillating Shaft Crank, complete, Nos. 457(830), 1518(809), 19449 and 19496 ...
12391	2971	Presser Bar (hollow) ...
20059	2970	" " Guide Bracket with 453(830) ...
453(830)	2970	" " " " Set Screw ...
52016	2971	" " Lifter ...
689(803)	2971	" " " Screw ...
1520(813)	2971	" " " " Nut ...
12327	2971	" " Lifting and Releasing Lever Bracket ...
11167	2970	" " Spring (light) ...
12139	—	" " " (medium) ...
20023	—	" " " (heavy) ...
<i>NOTE.—No. 11167 is sent with this Machine, unless otherwise specified on order.</i>		
11170	2970	Presser Bar Spring Washer ...
12144	2970	Presser Foot ...
190(809)	2970	" " Screw ...
688(809)	2970	Pressure Regulating Thumb Screw ...

No. 331K4 MACHINE PARTS

No.	Plate	
2996	2972	Shuttle Bobbin
15141	2972	" " Case Hinge, Nos. 2973, 2974 and 15140 ...
15140	2972	" " " Latch
2973	2972	" " " " Lever
2074	2972	" " " " " Fulcrum Pin
2975	2972	" " " " " Spring
592(805)	2976	" " " " " Stop Screw
24412	2972	" " " " " Position Plate
391(813)	2972	" " " " " " Screw
62740	2972	Shuttle Bobbin Case with 591(806), 592(805), 2975, 15141 and 15278
12393	2972	Shuttle Body
591(806)	2976	" Tension Regulating Screw
15278	2972	" " Spring
19292	2972	Shuttle, 1 1/4" diam., complete, Nos. 2996, 12393 and 62740
*12394	2972	Shuttle Driver
12444	—	" " 12394 with two 1266(803) (for Agents only)
2049	2972	" " Pin
1266(803)	2976	" " Set Screw
2531	2972	Shuttle Race Back... ..
2532	2972	" " " Position Pin
2533	2972	" " " Spring
907(804)	2972	" " " " " Screw
24413	—	" " " Body
24962	—	" " " 24413 with 24414, two each 1053(804) and 2532
24414	2972	" " Cap
1053(804)	2976	" " " Screw
24415	2972	Shuttle Race, complete, Nos. 907(804), 2531, 2533, 24412, 24962 and two 391(813)
145(805)	2972	Shuttle Race Screw (2)
12431(819)	2970	Shuttle Race Slide
4307	2970	" " " Spring
725(819)	2970	" " " " " Screw
12432	2970	Shuttle Race Slide, complete, Nos. 4307, 12431(819) and two 725(819)
20060	2974	Slack Thread Regulator
225(806)	2974	" " " Adjusting Screw
2102	2974	Tension Disc
1560(803)	2974	" Regulating Thumb Nut
147151	2974	" Releasing Disc
43944	2974	" " Lever
12398	2974	" " " Hinge Pin
12329	2974	" " " Spring
32574	2974	" " " Pin

No. 331K4 MACHINE PARTS

No.	Plate	
*50327(803)	2974	Tension Screw Stud
44141	—	" " " 50327(803) with 1560(803)
147152	2974	" Spring
139738	—	Tension, complete, Nos. 7336, 32574, 43946, 44141, 147151, 147152 and two 2102
52454	2976	Thread Retainer
624(830)	2976	" " Set Screw
12404	2968	Thread Take-up Crank
3094	2968	" " " Wedge
5750	—	" " " " 3094 with 690(805)
690(805)	2968	" " " " " Screw
139740	2968	Thread Take-up Lever with 139742
775(805)	2968	" " " Cap Screw
139766	2968	" " " Guard
335(813)	2968	" " " " " Screw (2)
52023	2968	" " " Hinge Pin
139741	2968	" " " Link
166024	2968	" " " " " Hinge Pin
435(830)	2968	" " " " " " " Set Screw
139742	2968	" " " " " Thread Eyelet Bushing
43946	2974	Thread Take-up Spring
7336	2974	" " " Regulator
448(830)	2967	" " " " " Set Screw
139743	—	Thread Take-up, complete, Nos. 775(805), 12404, 52023, 139731, 139740, 139741 and 166024
12414	2970	Throat Plate (large needle hole)
691(850)	2970	" " " Screw (2)
139637	—	Drip Pan with four 1" wire nails
15405	—	Class Plate Rivet
15405	—	Trademark Rivet